

How to Use Text Giving

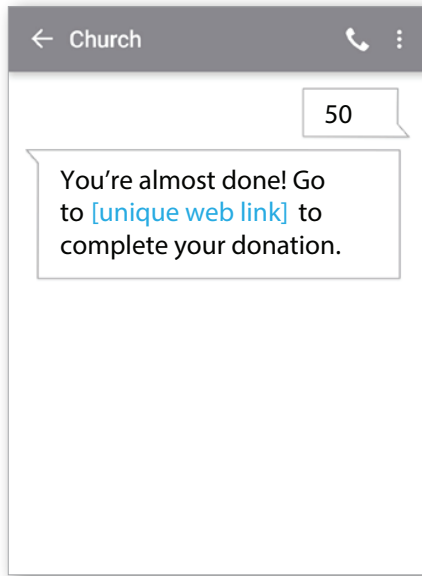
Giving is as easy as sending a text with Vanco.

Church Name:

10-Digit Vanco Text #:

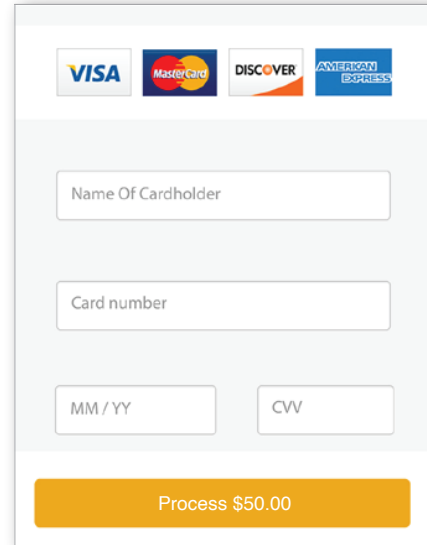
1. Get Started

Enter your 10-digit text number and the amount you wish donate, then press send.



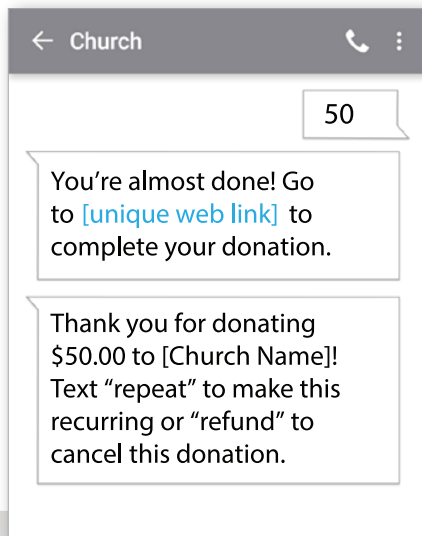
2. Register

You will receive a registration link. Click the link and enter your contact and payment information. Tap "Process."

A screenshot of a registration form. At the top, there are logos for VISA, MasterCard, DISCOVER, and AMERICAN EXPRESS. Below the logos are four input fields: "Name Of Cardholder", "Card number", "MM / YY", and "CV". At the bottom, there is a large orange button labeled "Process \$50.00".

3. Give

After registration is complete, you will receive a verification text as well as a receipt via email.



4. Repeat

For future giving, simply send a text with the amount you wish to give, and it will process automatically.

